



AERO Transportation Products, Inc

3300 E. Geospace Drive
 Independence, MO 64056
 Phone: (800) 821-2376 Fax: (816) 257-6910
 www.aerotransportation.com

Car Conversion ID Form

Please fill out as many dimensions as possible and return to ATP for identification. We look forward to identifying your needs!

CAR RUNNING MARK(s): _____

TROUGH END SHAPE (CIRCLE ONE): ROUND ENDS OR SQUARE ENDS

ROOF STYLE (CIRCLE ONE): ROUND STEP FLAT FLAT w/PITCH

A = INSIDE TROUGH WIDTH (CIRCLE ONE): 20" 24" 30"

B = INSIDE TROUGH LENGTH: _____

C = TOP OF TROUGH TO TOP OF ROOF AT CENTERLINE: _____


D = INNER RADIUS OF ROOF SHEET (ROUND ROOF ONLY): _____

E = INSIDE OF TROUGH TO END OF RUNNING BOARD SUPPORT: _____

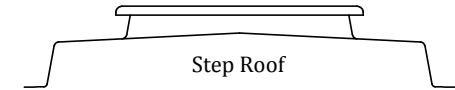
F = TOP OF TROUGH TO TOP OF RUNNING BOARD: _____

G = TOP OF TROUGH DOWN TO ROOF, 6" OUT FROM INSIDE TROUGH: _____


Roof Styles



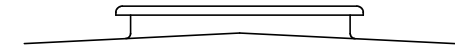
Round Roof



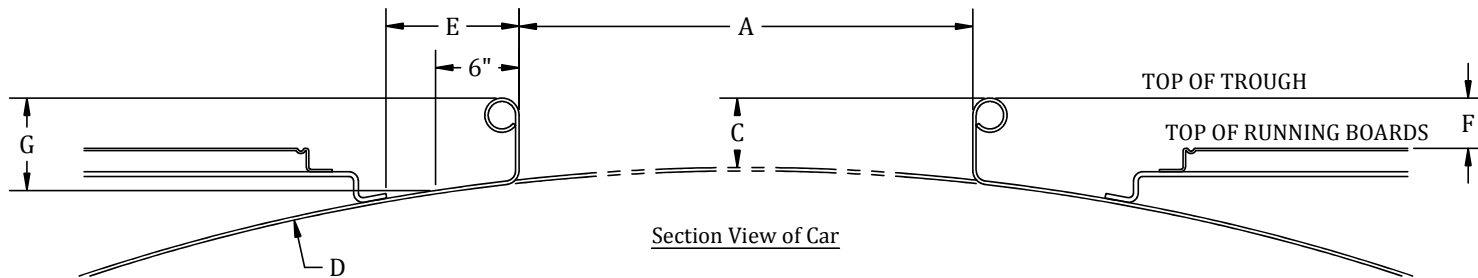
Step Roof



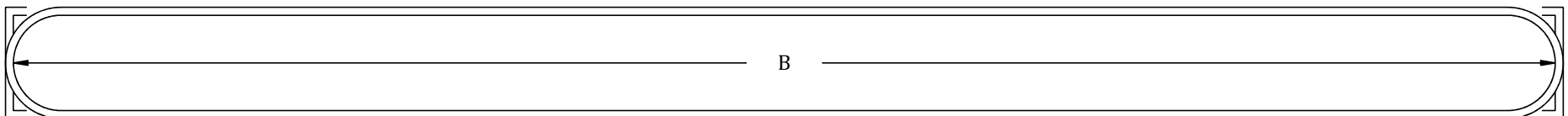
Flat Roof



Flat w/ Pitch Roof



Section View of Car



Top View of Trough